

Level 1 Carpentry & Joinery Preparation Guide

Items to bring to lessons

1. A high level of attendance and punctuality are essential to success in Carpentry & Joinery.
2. Black pen, scientific calculator, pencil, ruler, rubber and paper. You will need a file to store all your class notes which will be used in exam preparation. You will be provided with industrial standard tools and equipment required for your practical activities.

Uniform / Clothing Required

- PPE Pack (Personal Protective Equipment) purchased from the Bury College website. This will be specific to your course.
- Construction steel toe cap boots are to be purchased separately. All of these are compulsory when working in your practical environment.
- Lockers are provided and require a £10.00 deposit. This will be returned at the end of the year upon return of key and deposit receipt.

Learning to Learn

Carpentry & Joinery is a challenging but rewarding subject, offering insight into the world of Construction, you will gain an understanding of the Construction process and the roles of the trades involved.

In order to succeed in this subject, you will develop good drawing and setting out skills, be able to read scale rules and apply measurements. You are also required to follow workshop procedures including adhering to Health and Safety rules. You will apply the knowledge and understanding gained in the classroom lessons in the workshop environment.

With this in mind, to assist your learning and enable you to perform to your potential, we would expect:

- You must review your notes prior to sitting exams to prepare you fully.
- You must come prepared for all practical and theory classes.
- Complete work in class and store in your file.
- Complete homework when set by your tutor.
- Use the VLE and college email to complete work and communicate with your tutors.

Work Experience

We recommend you begin to think about possible placements straight away and companies you could complete this with as it is also a compulsory element of all courses.





Planning for Exams

The exam board for Carpentry & Joinery is City & Guilds.

You will be trained on a variety of practical activities in the workshop and use a range of hand tools, power tools and workshop machinery. Towards the end of the year you will complete a practical exam demonstrating the skills and knowledge you have gained throughout your course.

Recommended Textbooks

Below is a selection of textbooks that will give you the technical information on the topics you will study within Carpentry & Joinery level 1.



Recommended Websites

Whilst the internet is full of useful information, we do not advise a random search as a lot of this information may be misleading.

The most useful websites are:

Timber Research and Development Association TRADA

<https://www.trada.co.uk/>

The Institute of Carpenters IOC

<https://www.instituteofcarpenters.com/>

Forest Stewardship Council FSC

<https://fsc.org/en>