

Items to bring to lessons

1. A high level of attendance, punctuality and behaviour are essential to gaining a Diploma in Plumbing.
2. You are required to bring a black pen, scientific calculator, pencil, ruler and A4 notepad. You will need a file to store all of your Plumbing theory and practical resources. You will be provided with an A4 pad, pen, pencil, ruler and a permanent marker for use in the workshop.

Uniform / Clothing Required

- PPE Pack (Personal Protective Equipment) purchased from the Bury College website. This will be specific to your course.
- Construction steel toe cap boots are to be purchased separately. All of these are compulsory when working in your practical environment.
- Lockers are provided and require a £10.00 deposit. This will be returned at the end of the year upon return of key and deposit receipt.

Learning to Learn

The City and Guilds Plumbing Diploma is a very wide-ranging subject that can lead to a very rewarding career. It is designed to develop the knowledge, skills and core behaviour that will be expected of a competent and professional Plumber and lead on to work in the heating and gas parts of the industry.

With this in mind, to assist your learning and enable you to perform to your potential, we would expect:

- You must take substantial notes during theory lessons, review your notes by making flash-cards or other methods to assist your learning of the material.
- You must complete the full year of study and not leave college before all exams are completed successfully.
- The work is set out equally over the year so attendance across the full year is required.
- Your completion of worksheets and tests to assess your progress and understanding on a continuing basis is mandatory.
- You to use Canvas /My VLE for extra resources and questions.
- If you did not get the required grades for English and Maths you will be required to re-take these subjects.

Work Experience

We recommend you begin to think about possible placements straight away and companies you could complete this with as it is also a compulsory element of all courses.


Planning for Exams

The exam board for Plumbing is the City and Guilds of London Institute and you will be studying Level 1 & 2 Plumbing Diploma 6035


Across each level there will be both practical and theory exams. Theory exams are completed in exam conditions, your tutor will be unable to assist therefore revision is essential. Practical assessments will cover various tasks and marked by your tutor according to awarding minimum requirements.

Recommended Textbooks


New textbooks have been produced that are designed with the newly structured and examined specification. Those currently available are:



Level 1 Introduction



Level 2



Level 2 & 3

Older City and Guilds certified textbooks will also be suitable for most areas of the diploma, but some of the topics may have changed slightly. These can be obtained from online auction websites.

Recommended Websites

Whilst the internet is full of useful plumbing information, we do not advise a random search as many of these sites are not specifically designed for City and Guilds Plumbing.

The most useful websites are:

<https://www.youtube.com/>

Youtube demonstrates many practical plumbing activities and installations that will be useful to students studying for the Level 1 & 2 diplomas. This will give an insight to activities, skills and installation techniques carried out on building sites.

<https://www.plumberparts.com>

This site contains an informal and some times humorous view of plumbing techniques and installations across a whole range of activities from a simple soldered joint to a full central heating installation.