



Welcome to Bury College Beauty Therapy Department

We look forward to you joining the Beauty Department

- As part of your course you will learn lots of different skills and techniques to help you build an exciting career in the industry.
- This booklet will give you a good idea of some of the topics you can expect to learn whilst studying with us here at Bury College.
- You will find practical activities, useful YouTube clips, Industry links to follow on Instagram and Facebook all, with the aim to get you ready for joining us here in September.





Be Prepared for a Positive Future

- Here at Bury College our aim is to prepare you for industry and employment.
- Commitment- Commitment to the course will help you achieve your goals and help with your progression onto further courses and levels
- Confidence- Grow in confidence as you learn new skills and gain your qualification.
- Collaboration - Teamwork is essential when working with clients in salon to prepare you for industry.
- Resilience- Overcome barriers to learning and achieve your goal!

Be Ready to Learn - Uniform and Kits

- As part of your course you will be required to wear a uniform and purchase a kit.
- Level 2 Uniform approx. £45
- Level 2 Beauty Kit approx. £200



Be Ready, Be Knowledgeable - Writing Task


- Beauty Therapy is a professional industry, this is why we wear a uniform and have strict hygiene measures.
- Habia is the governing body for Beauty Therapy and has set out professional standards that must be adhered to.
- Write a short paragraph on personal presentation to answer the following question: What should a professional therapist look like? Consider Uniform, Hair, Makeup, Nails and Personal Hygiene.

Send your task to **faye.gaffney@burycollege.ac.uk**

Nail Art



This is an exciting opportunity for you to start preparing for your new course, watch the videos, create fun nail art designs and develop some skills and knowledge to get you ready.



These are some pictures of previous learners' work

Videos

Watch these videos which demonstrate the skills you will be learning, have a go at home if you can!

Gel Application

<https://www.youtube.com/watch?v=O1upkWGNryc>

Nail Art

<https://www.youtube.com/watch?v=CBOoQAj1moE>



Recommendations

Have a look on social media at the fantastic brands you will be using:



<https://www.instagram.com/jessicanailsuk/?hl=en>



@jessicanailsuk



<https://www.instagram.com/nsinails/?hl=en>



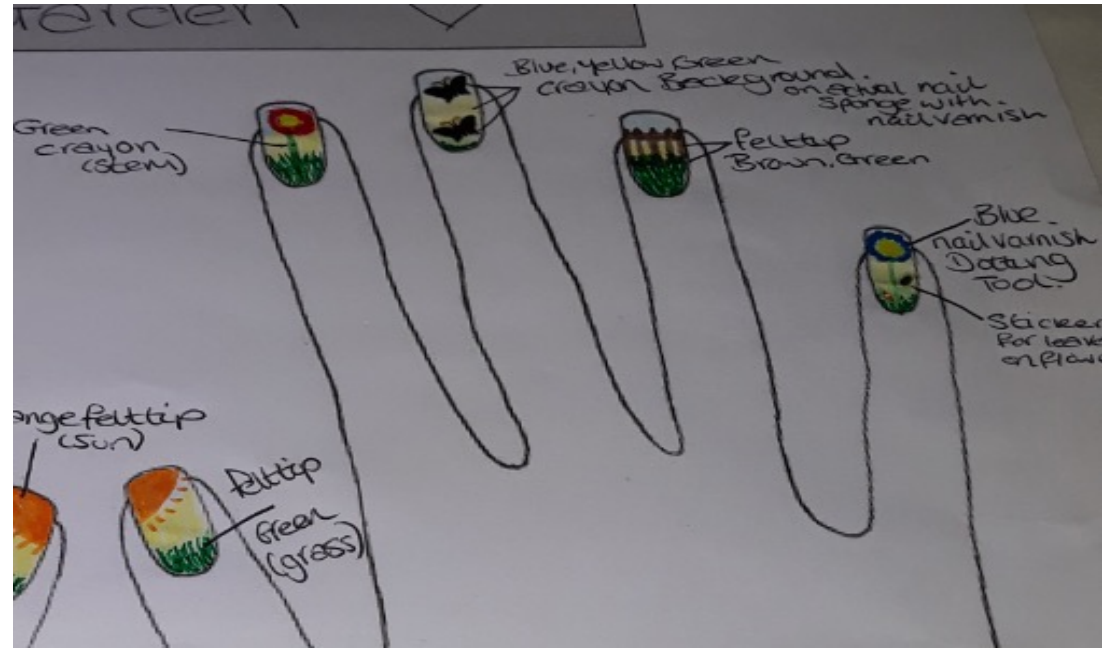
@nsinails

Nail Competitions

Below are pictures of students' nail competition work....
nail art can be as creative as you like!

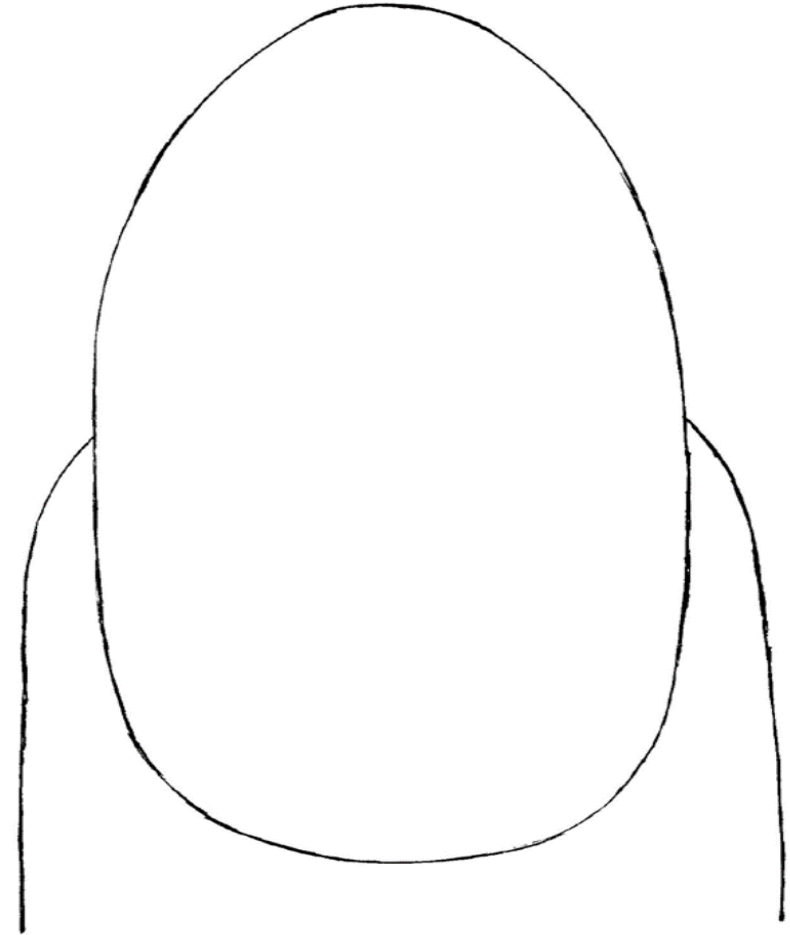


Nail Competitions

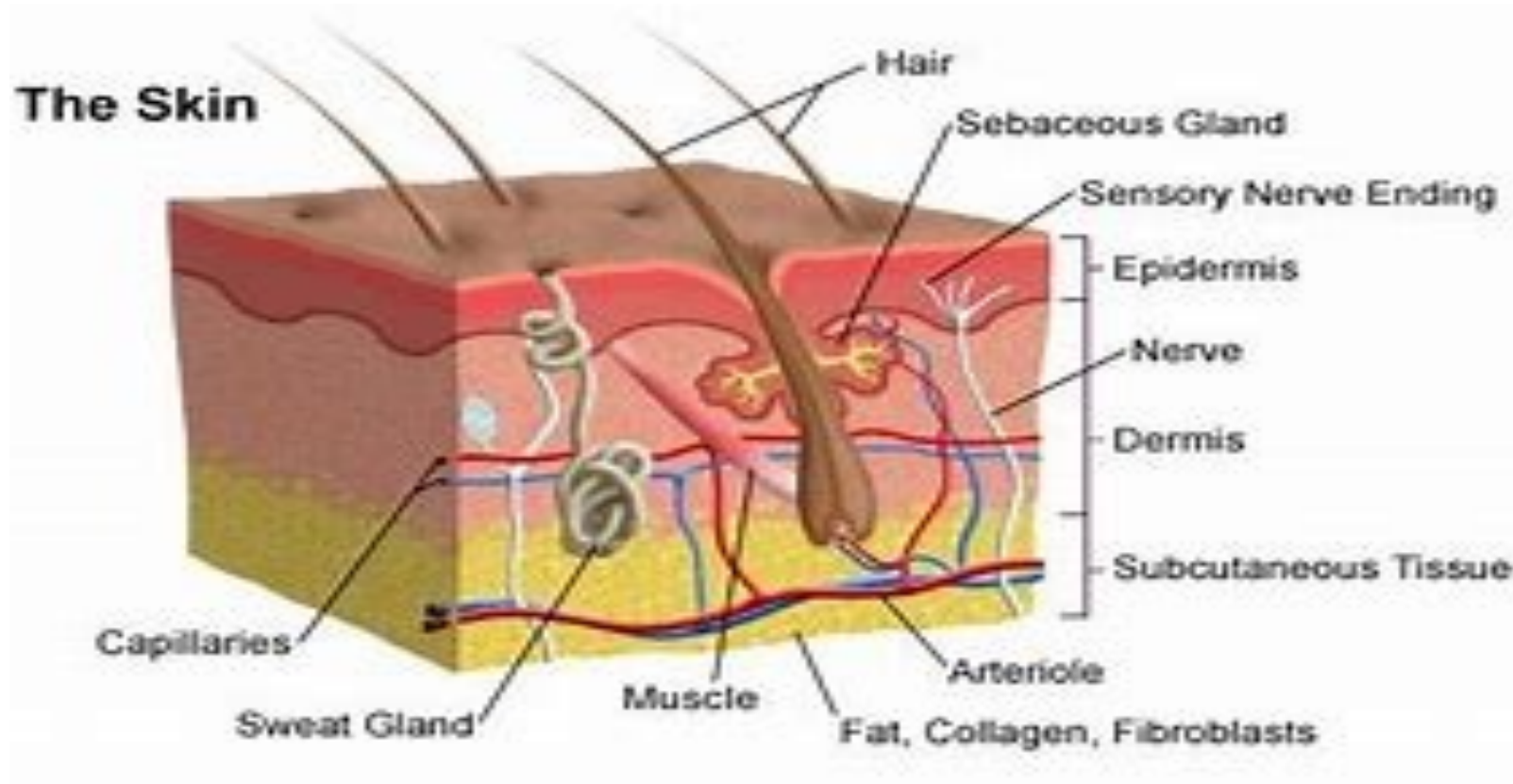


Task 1 – Nail Art

Use this nail template to practice some nail designs at home and email your pictures:
fiona.stanistreet@burycollege.ac.uk



Learn about the Skin and how it works!

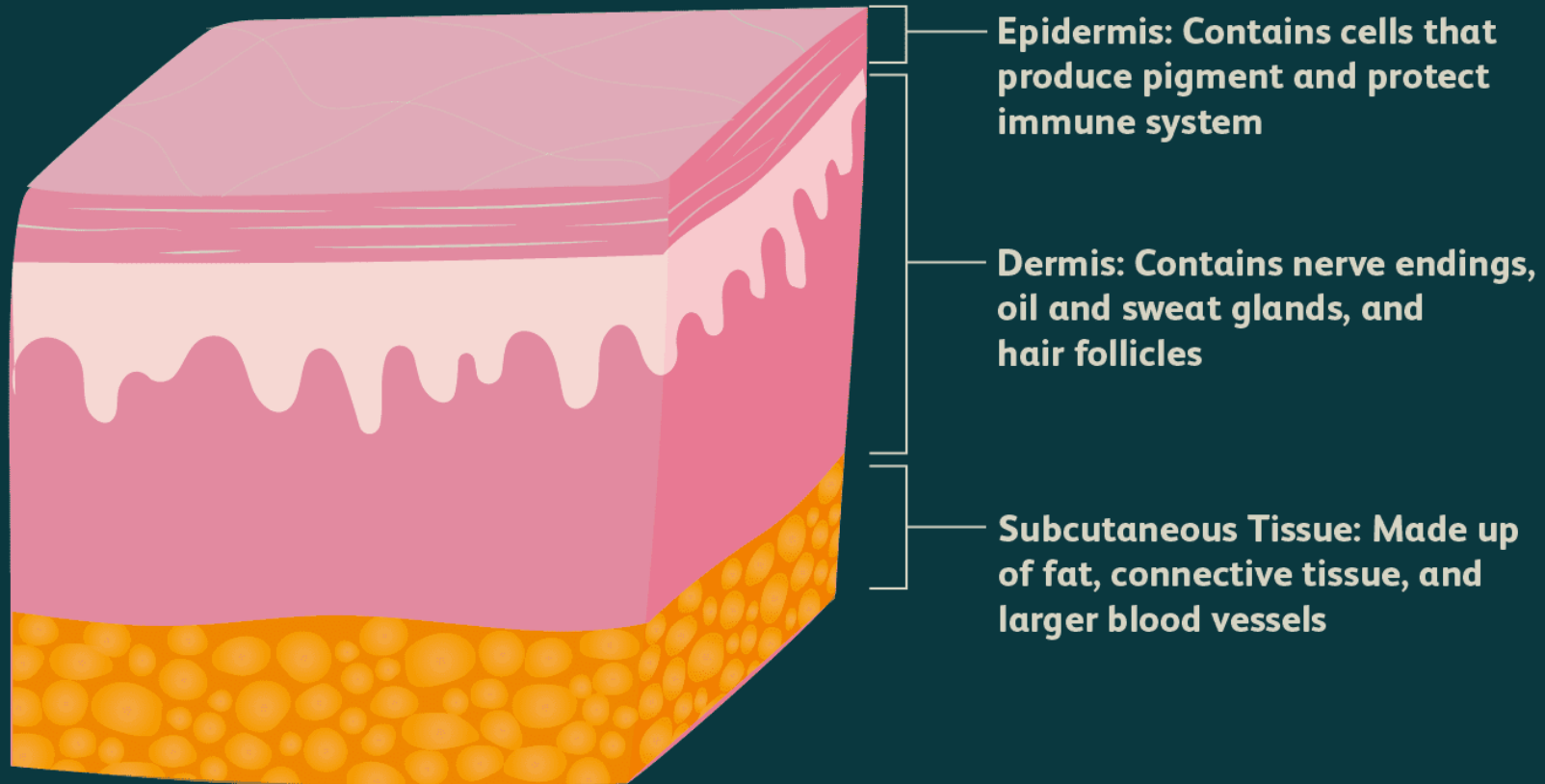


Read the information on the layers of the skin

The skin consists of three main layers:

- Epidermis
- Dermis
- Subcutaneous layer

Layers of the Skin

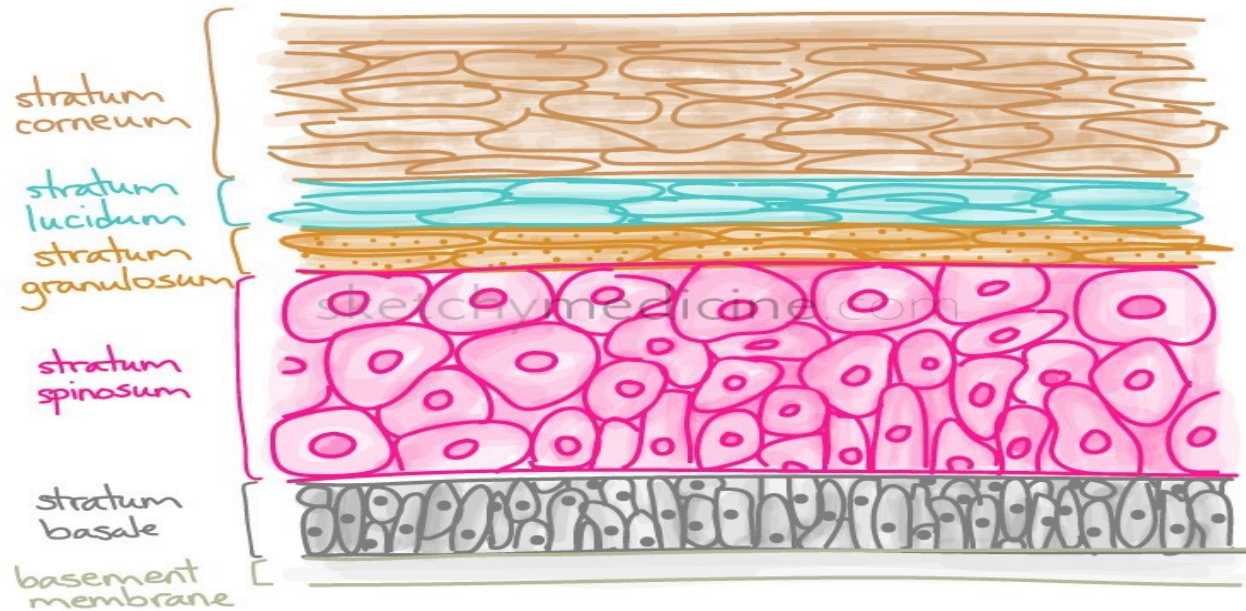


verywell

The Epidermis

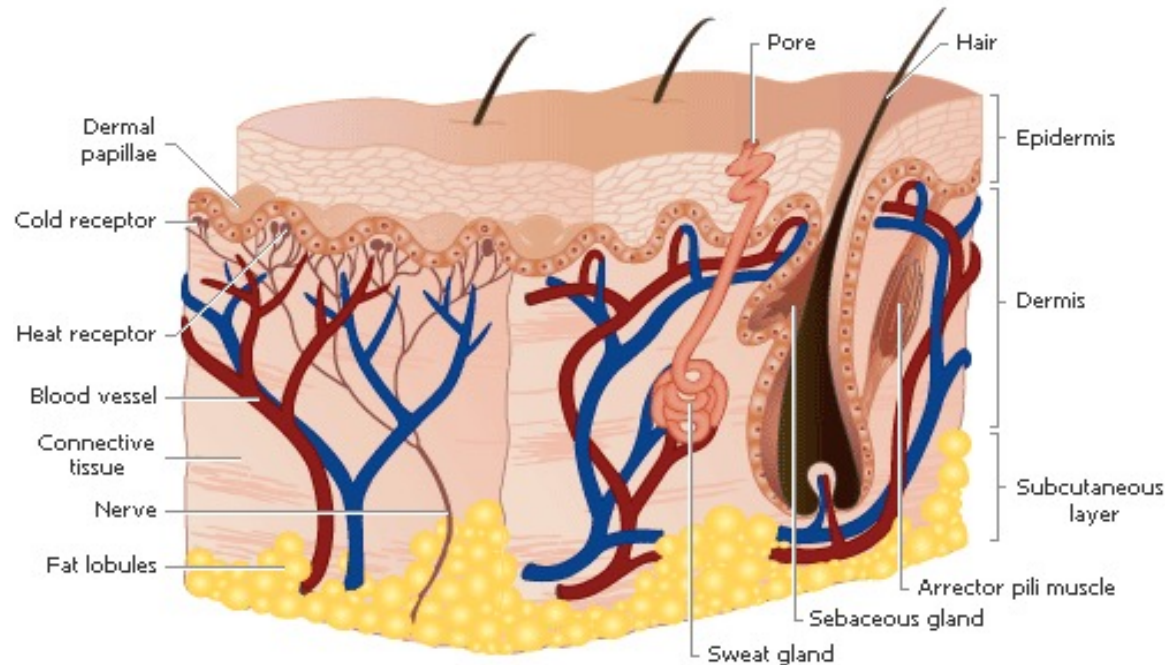
The epidermis layer of the skin which has living cells at its base and dead hardened cells at its outer surface.

The epidermis has five different layers:



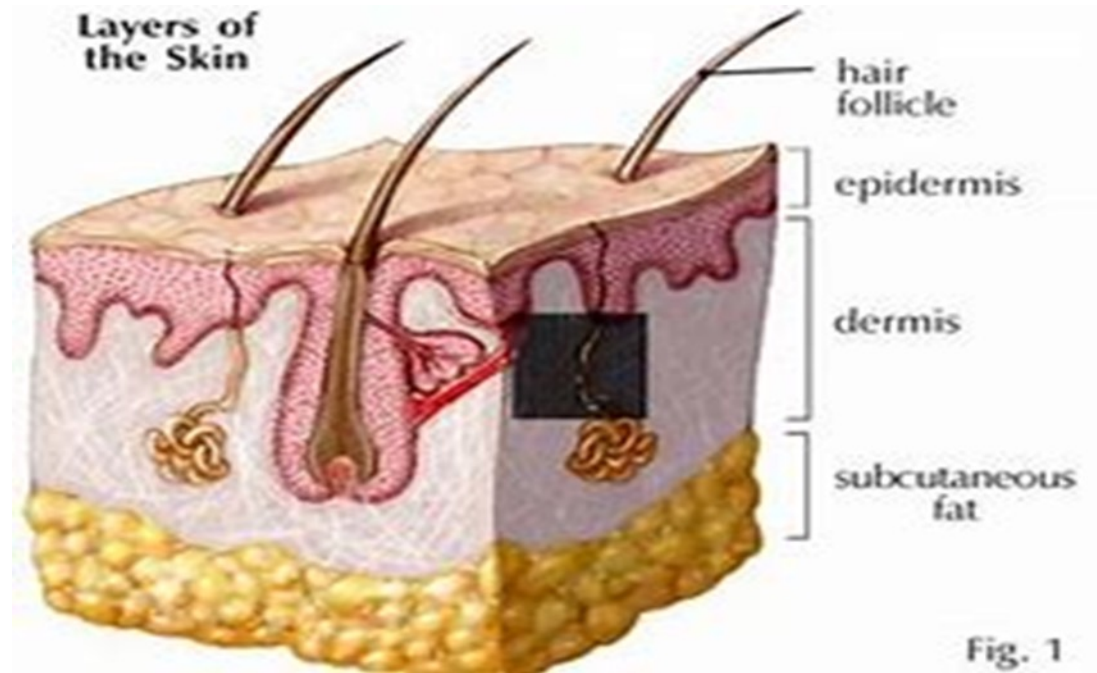
The Dermis

- This is the inner layer of the skin, situated under the epidermis.
- The layer is composed of dense connective tissue and contains blood vessels, nerves, sweat glands, sebaceous glands and hair follicles.



Subcutaneous Layer

- The bottom layer of skin is the subcutaneous fat layer. This layer plays an important role in your body by:
- **Controlling your body temperature**
- **Storing your fat**



Be Ready, Be Creative and Enjoy Task 2 – Layers of the skin

Make your own skin structure in a transparent jar, bowl or Tupperware.

- You can use sweets or different craft items you may have at home to make the different layers and structures.
- Don't forget to label the layers then send your pictures to faye.gaffney@burycollege.ac.uk



Do you know how to look after your skin?

As you are aware Skin Care is big part of the industry. At Bury College we use Dermalogica Professional Skin Care Range

- Read the article to achieve optimum skin health!!

<https://education.dermalogica.co.uk/Content/docs/AchieveOptimalSkinHealth.pdf>



Be Ready, Be Creative and Enjoy Task 3 - Skin Care

Watch the Pre cleanse demonstration and practice on a family member at home!!

<https://education.dermalogica.co.uk/Online-Resources/Dermalogica-Protocols-and-Techniques>



Useful links and Websites for you to Access

Follow Dermalogica on Facebook or Twitter

- <https://www.instagram.com/Dermalogica/?hl=en>
- <https://www.instagram.com/jessicanailsuk/?hl=en>
- <https://www.instagram.com/nsinails/?hl=en>

@jessicanailsuk

@nsinails