

A-Level History Preparation Guide

Welcome to A Level History!

You've probably been wondering how studying A Levels will compare to your previous studies so we have put together a quick guide and some activities to help you get ready for starting in September.

In order to be prepared for lessons

1. A high level of attendance and punctuality are essential to success in A-level History.
2. Please bring a black pen, highlighters and lined paper. You will need a file to store all your history resources. You will be provided with work booklets, which will be used in every lesson.

Learning to Learn

History is a challenging but rewarding and fascinating subject, offering insight into how the world around us has been affected and moulded by events in the past. We will be developing analytical skills that will be valuable in careers in law, journalism, research, the media and politics, to name a few. In order to succeed in this subject, you must have the ability to learn an extensive amount of work as well as be able to apply analytical skills.

With this in mind, to assist your learning and enable you to perform to your potential, we would expect you to:




- Review your notes by making flash-cards or other methods to assist your learning of the material.
- Start your revision with plenty of time before the end of year exams, as this volume of work cannot be learnt in a few days.
- Complete all homework to the best of your ability to support your development of the required skills .
- Use MyVLE for extra resources and questions.

Planning for Exams

The exam board for History is OCR.

You will sit two progression exams in the first year. The first will focus on the Stuarts and involve both analysing sources and writing essays. The second will focus on Crusades and involve a shorter analytical question and an essay.

Recommended Textbooks



Recommended Websites

The most useful websites are:

<https://www.ancient.eu/>

This can be very helpful in providing detailed information pertaining to the Crusades topic of the course.

<https://www.britannica.com/>

This website provides an overview of historical topics and can be used for both the Crusades and Stuarts. The information is presented in an accessible and clear format.

<https://www.history.com/>

This website provides detailed information of the English Civil War and the Stuarts topic.

<https://www.youtube.com/>

Youtube can provide overviews of some of the elements of the course in a way that can aid memory. Caution must be taken when watching videos online as the information can be inaccurate. Here are some videos we recommend using for their detail, accuracy, visual benefit and historians' input. All of these are available on Youtube.

[YouTube Extra History – The First Crusade](#)
[The Crusades, Crescent and the Cross documentary](#)
[Oliver Cromwell And The English Civil War - Full Documentary](#)

Feedback on history from our current learners:

History is a great subject that's interesting, and gets your mind and imagination running. It helps you learn other subjects like English and Geography.

I would say that History at A level has widened my knowledge to a great extent with knowing what happened in the past. A level so far has been tremendous and it was definitely a great subject to choose.

I wish I would have known the subject is harder than it seems, you don't just need knowledge, you need excellent analysis and a very good understanding of how to structure academic essays.

History is a very interesting topic to me and it can be fun to learn about new things whilst at the same time it can be challenging to understand. But that's why it's great and fun because you can have fun with history whilst you're working hard and understanding everything there is to know.

The exam questions didn't make a lot of sense at first but they did as we went through the same structure of how to answer them.